

# The Woodwind Fingering Guide

www.wfg.woodwind.org

Home Fingering Charts Forum Guestbook Links

[Home](#) > [Fingering Charts](#) > [Clarinet \(Boehm\)](#) > [Alternate](#) > [Upper Altissimo Register](#)



## Alternate Fingering Chart for Boehm-System Clarinet




### Upper Altissimo Register: G<sup>#</sup><sub>6</sub> to A<sub>7</sub>






















This fingering chart includes both basic fingerings and alternatives that are more appropriate in some passages. Some alternate fingerings are designed for fast passages, while others modify the tone, color, or pitch at normal and extreme dynamic levels. These fingerings apply to all sizes of Boehm-system clarinet unless specified otherwise. There is also an [alternate fingering chart for Boehm-system alto, bass, and contrabass clarinet](#), which includes additional alternate chalumeau and altissimo fingerings for those models.

<a href="#">&lt;&lt; Back to Lower Altissimo Register</a>				
Note	Written	Fingering	Description	
G <sup>#</sup> <sub>6</sub> A <sub>b</sub> <sub>6</sub>		RT -23 <sup>F#</sup>  1-3		
		RT -23 1-3 <sub>F#</sub>		
		RT --- 4---G <sup>#</sup>		Responds well at all dynamics with accurate pitch.
		RT --- 1--G <sup>#</sup>		Easy to finger in all contexts with excellent tuning. Top note of A <sub>b</sub> arpeggio with basic E <sub>b</sub> <sub>6</sub> fingering.
		R 1-- 12-G <sup>#</sup>		Good response at <i>ff</i> and accurate pitch.
		RT -23 2-F		
		RT -23 <sup>F</sup>  2-		
		RT -23 1-B <sup>-</sup> G <sup>#</sup>		

		RT -2311--F#				
		RT -23 <sup>F#</sup> 11--				
		RT -2-1-2-G#				
		RT -2-1 <sub>34</sub> ---		RT --3 <sup>C#</sup> 1 <sub>12</sub> ---		
		RT --311--G#				
		RT --311--F#		Sharper.		
		RT <sup>G#</sup> 1--1--3 <sub>G#</sub>				
		RT --- <sup>C#</sup> 1 <sub>3</sub> ---G#		Use for fast chromatic passages between E <sub>6</sub> and G# <sub>6</sub>		
A <sub>6</sub>		RT -231---F				
		RT -23 <sup>F</sup> 1---				
		RT -23 <sup>F#</sup> 1---				
		RT -23 <sup>F#</sup> 1 <sub>4</sub> ---				
		RT <sup>G#</sup> -231 <sub>12</sub> -2-F#				
		R -2311-3 <sub>F#</sub>		Responds quickly and in tune.		
		R ---112-F#		Responds quickly and in tune.		
				RT <sup>G#</sup> -23 <sup>C#</sup> 1---G#		

<p><b>A<sub>6</sub></b> <b>B<sub>6</sub></b></p> 	RT G <sup>#</sup> -23C <sup>#</sup>  ---F <sup>#</sup>			
	RT G <sup>#</sup> -23 ---F <sup>#</sup>			
	RT G <sup>#</sup> -23C <sup>#</sup>   <sub>34</sub> ---			
	RT 123C <sup>#</sup>  123G <sup>#</sup>			
	RT 123F 123G <sup>#</sup>			
	RT G <sup>#</sup> 123F 123G <sup>#</sup>		Sharper.	
	RT 123 123F			
	RT 123F 123			
	RT -23C <sup>#</sup>  123F			
	-2- ---	<td>Sharper than previous fingering.</td>	Sharper than previous fingering.	
	<p><b>B<sub>6</sub></b> <b>C<sub>7</sub></b></p> 	RT G <sup>#</sup> 12- 12-		
		RT 12- 12-F <sup>#</sup>		
RT 12-F 12-F <sup>#</sup>				
RT G <sup>#</sup> 12- 12-F <sup>#</sup>				
RT G <sup>#</sup> 12-F <sup>#</sup>  12-G <sup>#</sup>				
RT G <sup>#</sup> 12-C <sup>#</sup>  12-G <sup>#</sup>				
RT -2-F <sup>#</sup>  12-G <sup>#</sup>				
	RT G <sup>#</sup> 1-- 1--F <sup>#</sup>			
	RT G <sup>#</sup> 1--F <sup>#</sup>  1--			
	RT G <sup>#</sup> 1--C <sup>#</sup>  1--			

<p><b>B<sup>#</sup><sub>6</sub></b> <b>C<sub>7</sub></b></p> 	RT G <sup>#</sup> --- 1--G <sup>#</sup>		
	RT 1--C <sup>#</sup>  1--G <sup>#</sup>		
	RT 1-- 1--F		
	RT 1--F 1--		
	RT 1--F 1--F <sup>#</sup>		
	RT 1-E <sup>b</sup> - 1-B-G <sup>#</sup>		
	RT 1-- 1--G <sup>#</sup>		
	RT A1-- --G <sup>#</sup>		Better response than RT 1-- 1--G <sup>#</sup> .
	RT A1-- 1--G <sup>#</sup>		
	RT A1-- 12-G <sup>#</sup>		
<p><b>C<sup>#</sup><sub>7</sub></b> <b>D<sup>b</sup><sub>7</sub></b></p> 	RT 123 123 <sub>G<sup>#</sup></sub>		
	RT 1--  <sub>234</sub> 1--F		
	RT 1--F  <sub>234</sub> 1--		
	RT G <sup>#</sup> 1--  <sub>234</sub> 1--F <sup>#</sup>		
	RT G <sup>#</sup> 1--F <sup>#</sup>   <sub>234</sub> 1--		
	RT -23 23 <sub>G<sup>#</sup></sub>		
<p><b>D<sub>7</sub></b></p> 	RT --3 --3 <sub>G<sup>#</sup></sub>		
	RT --3  <sub>34</sub> ---		
	RT -23 ---		
	RT -23 ---G <sup>#</sup>		
	RT 123 12-E		
<b>D<sup>#</sup><sub>7</sub></b>	RT 123 <sup>E</sup>  123 <sub>F</sub>		

$E\flat_7$		RT -2311-3		
$E_7$ $F\flat_7$		RT 12-1123 $G\#$		
		RT 1--1123 $G\#$		
		RT $G\#1$ —1123 $G\#$		Responds well with a clear sound. For all dynamics.
$E\sharp_7$ $F_7$		RT 1231123		
		RT A1--1 $_{12}$ --3 $G\#$		
$F\sharp_7$ $G\flat_7$		RT 1231123 $G\#$		
		RT -2311-3 $G\#$		
$G_7$		RT 12-1123		
		RT -2- $E_1$ -2- $G\#$		
$G\sharp_7$ $A\flat_7$		RT $G\#$ -2- $E_1$ -2- $G\#$		Requires much effort.
$A_7$		RT -231— $G\#$		Slightly flat. Good for <b>ff</b> .
		RT -23 $C\#$ 1— $G\#$		Slightly sharp. Good for <b>mp</b> .
$B\flat_7$				<i>Submit a fingering for this note or for a higher note.</i>

---

[Jump to the Chalumeau, Clarion, Lower Altissimo, or Upper Altissimo Register](#) *Copyright © 1*  
[Back to Clarinet Fingering Charts](#) *by Timothy*  
[Back to Home](#) *48924 visits*

---